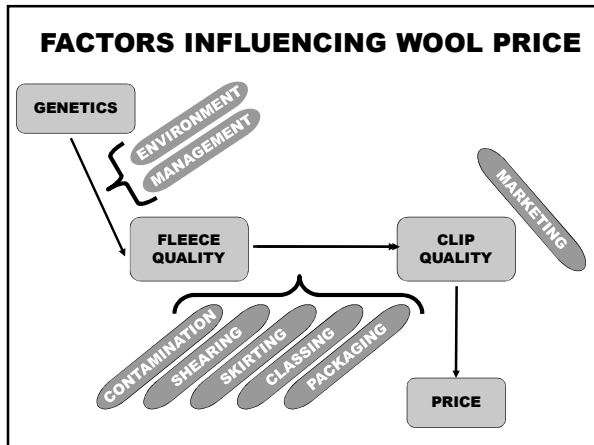


The Value Of Your Wool

These factors apply to selling individual fleeces or a container of wool



Wool Industry

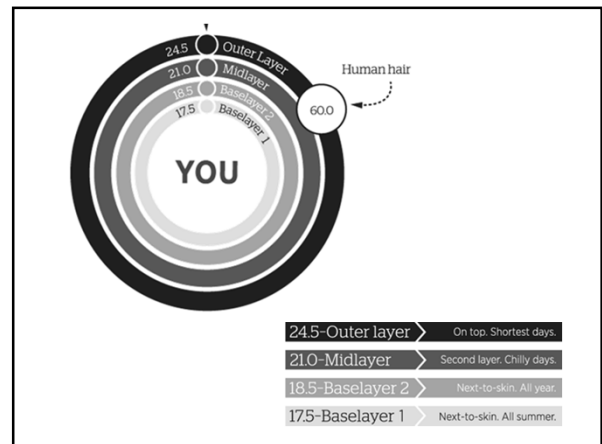
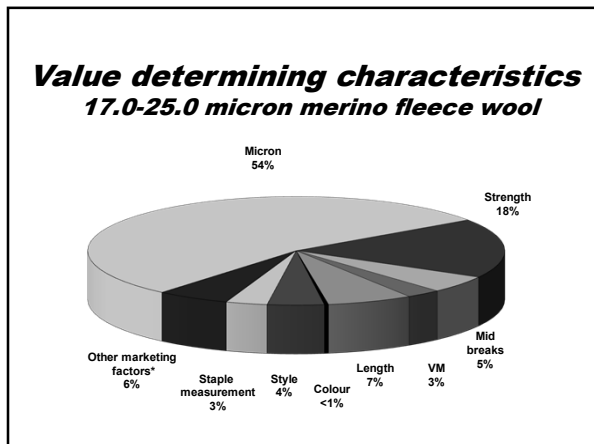



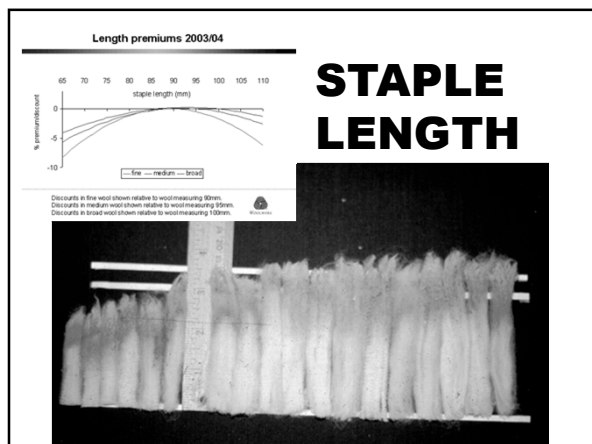
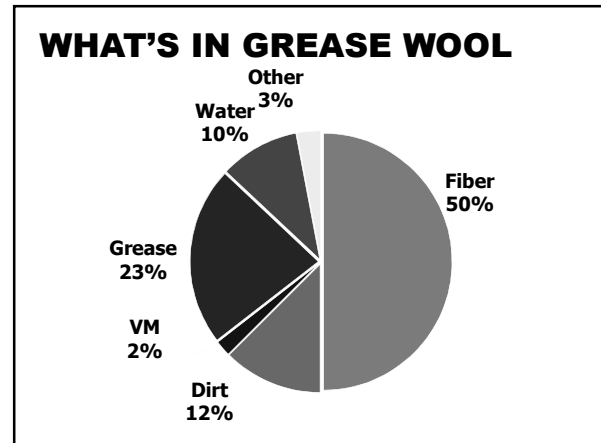

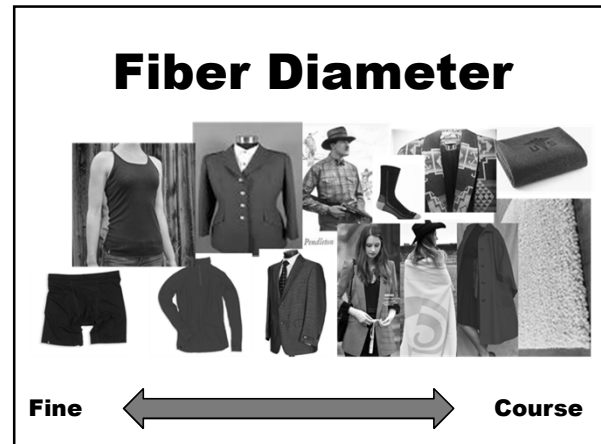
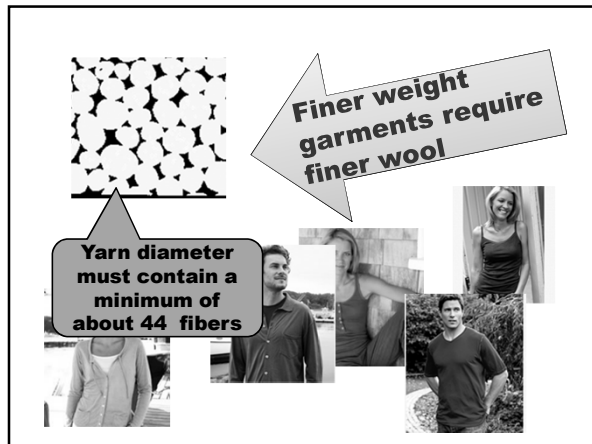
30 Years Ago


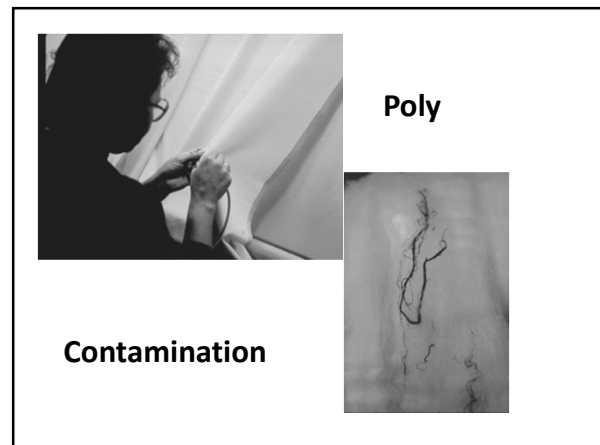


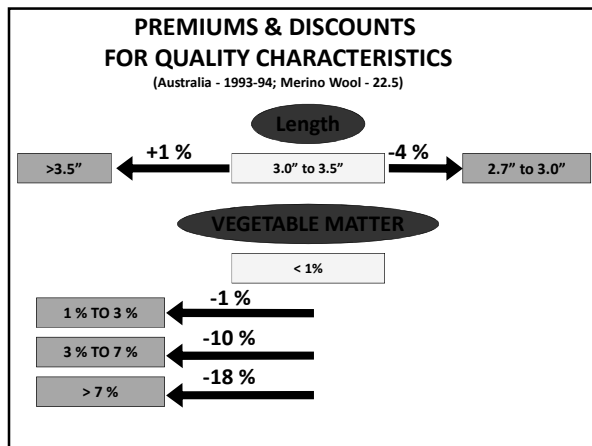
US was consuming majority of its domestic wool production and exporting much smaller amount.

Today

US is exporting a majority and consuming smaller amount.







CONTAMINATION



Other

- Jute
- Sisal
- String
- Rags
- Cigarette Buts
- Blood

CONTAMINATION




Paint Brands



Marking Chalk

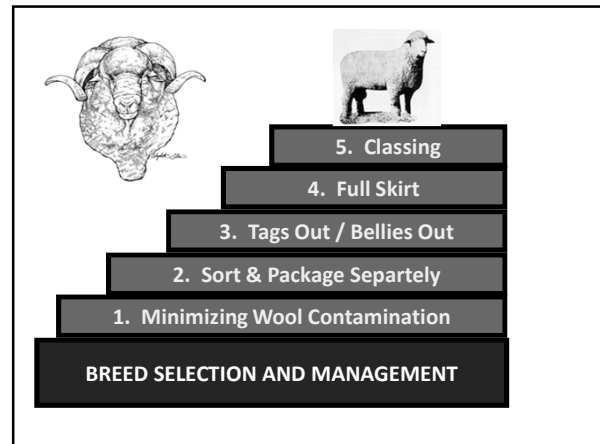


Skin Pieces



Colored Fiber





Grower Responsibility



→ **Clean Shearing Board**

→ **Pick bellies, topknots & locks (keep out of fleeces) and place in proper place**

Additional Skirting (depending on market)

→ Removing Excessive Contamination



→ Any wool contaminated with hair from neck runner or britch

→ Blood stain

→ Skin pieces

Additional Skirting (depending on market)

→ Removing Excessive Contamination



→ Short wool from Fleece edge and jaw (frib)

→ Heavy stained wool from sweat points and rump

→ Heavy VM contaminated wool from crows nest

Additional Skirting (depending on market)

→ Other Defects



→ Stained wool

→ Water stain

→ Black Spots

→ Paint Brands ??

→ Damaged wool

→ Other



The Value Of Your Wool

A little extra effort at shearing can be extremely profitable



Neglect can easily create a product that has no value